



NANO

1.155

 **Allowed user weight**
130 kg

 **Suitable for passenger transport**
Tested according to ISO 7176-19 (max. user weight 130 kg)






Vario element



Shapely frame concept



Steering wheel connection



Standard with folding back

Pure design

EFFICIENCY

- Permanent provision with adjustment possibilities to functional changes reduces follow-up costs
- Extensive serial equipment minimises necessity for expensive customised parts
- Low wear due to high quality attachments

THERAPEUTIC BENEFIT

- Perfect easy running and little own weight support the independence of the user
- Adaptable to functional changes and individual needs of the user through adjustment of the back, seat and chassis
- Extensive equipment assortment for long-term users

FIELD OF USE

- For permanent and long term provision
- For paraplegic provision
- Very good suitability for many disease patterns, even for severely encumbered
- Users without function of the lower extremities (lateral transfer, driven through the handrims)

ORDER

COST ESTIMATE

CUSTOM DESIGN

Please fax the completed order form to: **05733 922 9311**

Customer service **05733 922 311**

Billing address / Customer ref. no.:

Delivery address:

Tax-ID

Consignment / Comments:

Order quantity:

MEYRA



Allowed user weight

130 kg



Suitable for passenger transport

Tested according to ISO 7176-19 (max. user weight 130 kg)



Hints

Our Terms and Conditions as stated at www.meyra.de/AGB shall apply
You can find information on the measurement process at www.meyra.de/messverfahren

Valid from 01.01.2024 – 31.12.2024.
Errors, misprints and changes reserved.

Use our K.I.S.S.S. for orders and configurations at www.kisss-by-meyra.de
You avoid queries and incorrect orders thanks to the buildability check

When transported in public transport (e.g. train), the dimensions of the wheelchair may be higher than the guide values of the transport company. Please inquire in advance.



Technical specifications

Seat widths in mm	300/320/340/360/380/400/420/440/460/480/500
Width ready to drive in mm from	Seat width + 170
Seat depth in mm	380/400/420/440/460/480/500
Seat height front/rear in mm	450 to 530/360 to 510
Overall height in mm	Rear seat height + back support height
Back support height in mm	variable from 250 to 450 +/- 15
Length with footrest in mm	720 - 920 (depending on frame length, wheel size and axle position)
User weight	130 kg
Empty weight from	9,5 kg
Permissible overall weight	145 kg
Transport weight	6,5 kg
Rear wheel	600 mm(24 inch) / 635 mm(25 inch) / 660 mm(26 inch)
Brake test according to STANDARD	7°

Please select by ticking the relevant boxes

Special construction/individual solution o.r. - on request

Standard version: If no other selection is made, the standard version will be delivered.

01 Seat width / Seat depth

	Frame short (C-351)			Frame middle (C-352)		Frame long (C-353)	
	(C-368)	(C-615)	(C-784)	(C-618)	(C-619)	(C-787)	(C-792)
Seat width/Seat depth	SD 380 mm	SD 400 mm	SD 420 mm	SD 440 mm	SD 460 mm	SD 480 mm	SD 500 mm
SW 300 mm (C-30)							
SW 320 mm (C-32)							
SW 340 mm (C-34)							
SW 360 mm (C-36)							
SW 380 mm (C-38)							
SW 400 mm (C-40)							
SW 420 mm (C-342)							
SW 440 mm (C-344)							
SW 460 mm (C-46)							
SW 480 mm (C-48)							
SW 500 mm (C-350)							

including utensil pocket under the seat belt

02 Frame forms



CODE	DESCRIPTION	ANGLE
346	Standard front frame	80°
347	Compact front frame	88°
	⚠ Only in combination with taper frame CODE 4950	

Please select by ticking the relevant boxes

Special construction/individual solution o.r. - on request

Standard version: If no other selection is made, the standard version will be delivered.

Frame options

CODE	DESCRIPTION
4950	Taper frame (20 mm each side)
4959	Without taper frame
903	Reinforced caster forks 
2999	Reinforced axle tube  recommended when using additional drives

03 Seat height front (FSH) in combination with plastic castor (without seat cushion)

Code/Art.	Castor	Front seat height in mm (FSH)								
		450	460	470	480	490	500	510	520	530
151/908	Ø 100 Solid rubber black									
151/909	Ø 100 Solid rubber grey									
325/908	Ø 125 Solid rubber black									
325/909	Ø 125 Solid rubber grey									
327/908	Ø 142 Soft-solid rubber black									
327/909	Ø 142 Soft-solid rubber grey									

Seat height front in combination with carbon castor (without seat cushion)

Code	Castor	Front seat height in mm (FSH)								
		450	4560	470	480	490	500	510	520	530
2495	Ø 100 x 30 mm, Black									
2496	Ø 125 x 30 mm, Black									

 Tyres: solid rubber, black


Please select by ticking the relevant boxes

Special construction/individual solution o.r. - on request

Standard version: If no other selection is made, the standard version will be delivered.

Seat height front in combination with aluminium castor (without seat cushion)

Code	Castor	Front seat height in mm (FSH)								
		450	460	470	480	490	500	510	520	530
2483	Ø 100 x 37 mm, Silver									
2484	Ø 100 x 37 mm, Black									
2485	Ø 100 x 37 mm, White									
2486	Ø 100 x 37 mm, Red									
2487	Ø 100 x 37 mm, Blue									
2488	Ø 100 x 37 mm, Orange									
2489	Ø 125 x 37 mm, Silver									
2490	Ø 125 x 37 mm, Black									
2491	Ø 125 x 37 mm, White									
2492	Ø 125 x 37 mm, Red									
2493	Ø 125 x 37 mm, Blue									
2494	Ø 125 x 37 mm, Orange									
2480	Ø 100 x 23 Lightwheel black									
2481	Ø 100 x 32 Steering wheel silver									
2482	Ø 125 x 32 Steering wheel silver									

 Tyres: solid rubber, black

Please select by ticking the relevant boxes

S Special construction/individual solution o.r. - on request

Standard version: If no other selection is made, the standard version will be delivered.

04 Rear wheel (only rim) i.C. with seat height (tyres KAT 07 and handrims KAT 06)

RSH (mm) 360 370 380 390 400 410 420 430 440 450 460 470 480 490 500 510

A
B
C

CODE	RSH	DESCRIPTION	Ø
651	A	Standard wheel, incl. quick release axle (pair)	24"
2651	A	Standard wheel black, incl. quick release axle (pair)	24"
848	A	SILVERDESIGN with radial spokes and high flange rim incl. quick-release axle (pair)	24"
695	A	Active-wheel with radial spokes, high flange rim, hollow rim (Jumbo rim) in black ⚠ <i>*Empfohlen ab 100 kg Nutzergewicht oder bei dynamischer Fahrweise nicht i.V.m. Carbolife Greifreifen CODE 849, 850, 853 nicht i.V.m. mit PU-Bereifung CODE 474</i>	24"
695	B	Active-wheel with radial spokes, high flange rim, hollow rim (Jumbo rim) in black ⚠ <i>Recommended from 100 kg user weight or for dynamic driving not i.c. with. Carbolife push rims CODE 849, 850, 853</i>	25"
695	C	Active-wheel with radial spokes, high flange rim, hollow rim (Jumbo rim) in black ⚠ <i>Recommended from 100 kg user weight or for dynamic driving not i.c. with. Carbolife push rims CODE 849, 850, 853</i>	26"
2469	A	Spinergy CLX, carbon rear wheel, spokes and hub black ⚠ <i>*nicht i.V.m. PU-Bereifung CODE 474 nicht i.V.m. 6° Radsturz CODE 454</i>	24"
2470	A	Spinergy LX, aluminum rear wheel, spokes, rim and hub black ⚠ <i>*nicht i.V.m. PU-Bereifung CODE 474 nicht i.V.m. 6° Radsturz CODE 454</i>	24"
2471	A	Spinergy LX, aluminum rear wheel, rim and hub black, spokes white ⚠ <i>*nicht i.V.m. PU-Bereifung CODE 474 nicht i.V.m. 6° Radsturz CODE 454</i>	24"
2472	A	Spinergy LX, aluminum rear wheel, rim and hub black, spokes orange ⚠ <i>*nicht i.V.m. PU-Bereifung CODE 474 nicht i.V.m. 6° Radsturz CODE 454</i>	24"

⚠ Seat height data without seat cushion

Version No.: #1246 - 07.05.2024

Please select by ticking the relevant boxes

S Special construction/individual solution o.r. - on request

Standard version: If no other selection is made, the standard version will be delivered.

Rear wheel i.c. with seat height (incl. tyre and handrim)

RSH (mm) 360 370 380 390 400 410 420 430 440 450 460 470 480 490 500

A
B

CODE	RSH	DESCRIPTION	Ø
2465	A	Six-Star incl. 8 bar high pressure tires and aluminum handrims (pair)	24x1"
752	A	Lightwheel incl. RightRun Light tyres and aluminum handrim black ⚠ only in conjunction with 0° camber CODE 423 Recommended up to max. 90kg user weight	24"
2473	A	Blacklight aluminum rear wheel, incl. Schwalbe Marathon Plus tyres and aluminum push rims, rim, hub and spokes black	24x1"
2466	A	Cross wheel incl. coarse studded tires and stainless steel handrims (pair) ⚠ Recommendation: CODE 98 side panel	24x1.75"
2461	A	Day-Lite aluminum rear wheel, rim, hub and spokes black. Black aluminum handrim and black MBL Gazelle tires. ⚠ max. user weight 100kg	24x1"
2468	B	Day-Lite aluminum rear wheel, black rim, hub and spokes, black aluminum handrim and black MBL Speedlite tyres. ⚠ max. user weight 100kg	25x1"

⚠ Seat height data without seat cushion

Horizontal rear wheel position (center of gravity)

Position	PASSIV (Pos./mm)				MEDIUM (Pos./mm)				ACTIVE (Pos./mm)**				
	1/15	2/25	3/35	4/45	5/55	6/65	7/75	8/85	9/95	10/105	11/125	12/135	13/145
Position													

⚠ Axle position in mm (rear edge of back tube to center of axle) **⊗** Positions 11,12,13 not in conjunction with frame short CODE 351

Please select by ticking the relevant boxes

Special construction/individual solution o.r. - on request

Standard version: If no other selection is made, the standard version will be delivered.

05 Rear wheel options

CODE	DESCRIPTION
880	Wheelbase extension 0 or 73.5 mm
865	Performance Varioblock ⚠ not i.c. with CODE 61 24" and RSH 480mm not i.c. with CODE 62 25" and RSH 500mm not i.c. with CODE 68 26" and RSH 510mm

Wheel camber

CODE	DESCRIPTION
423	0°-wheel camber (track adjustable)
447	3°-wheel camber (track adjustable)
454	6°-wheel camber (track adjustable) ⚠ *nicht i.V. mit Light-Bremse CODE 2595 max. Nutzergewicht 100kg nicht i.V.m. Spinerger Antriebsrädern

06 Handrims

CODE	DESCRIPTION	Ø
493	Stainless steel, polished	24"/25"/26"
494	Aluminum silver anodised ⚠ Not i.c. with Active-Wheel CODE 695	24"
445	Titanium, with 6 brackets ⚠ Only i.c. with active wheel CODE 695 or Spinerger wheel CODE 2469,2470,2471,2472	24"/25"/26"
168	Optigripp-special handrim for tetraplegics	24"
849	Curve L, aluminum black anodised, ergonomic handrim profile, H 31 mm	24"
850	Curve L Tetra Grip, anti-slip coated, aluminum, suitable for quadriplegics, ergonomic handrim profile, H 31 mm	24"
853	Gekko, aluminum black anodized with replaceable rubber lip, ergonomic hand rim profile, H 31mm	24"

Please select by ticking the relevant boxes

Special construction/individual solution o.r. - on request

Standard version: If no other selection is made, the standard version will be delivered.

Push rims accessories

CODE	DESCRIPTION	
166	Silicon hand rim cover, smooth, black ! Not i.c. with Aluminum handrim CODE 494	24"
692	Handrim distance narrow	24"
693	Handrim distance far	24"

07 Tyres

CODE	DESCRIPTION	Ø		
496	Pneumatic tires 8 bar, gray	24x1"		
897	Schwalbe Marathon Plus Evolution tires, puncture resistant	24x1"	25x1"	26x1"
363	Schwalbe ONE tires, no profile, puncture resistant	24x1"		
395	Maxxis VN Master Alpha Protect tyre black, puncture resistant, 10 bar	24x1"	25x1"	26x1"
474	PU-tyres, puncture safe black	24x1"		

08 Brakes

CODE	DESCRIPTION
305	Pressure brake for user
2595	Light pressure brake made of aluminum, swing away
652	Pressure brake, brake lever cranking near the side panel
681	Brake lever extension, foldable ! Only i.c. with CODE 305 or CODE 652 pressure brake

09 Back height (RH)

DESCRIPTION	Backrest height in mm				
	(C-620)	(C-626)	(C-631)	(C-632)	(C-633)
Back strap, adaptable via Velcro straps adjustable +/- 15 mm	250	300	350	400	450

! In combination with CODE 502 no subsequent height adjustment

Please select by ticking the relevant boxes




Special construction/individual solution o.r. - on request

Standard version: If no other selection is made, the standard version will be delivered.



*Rückenbezug

CODE	DESCRIPTION
235	Textile black
292	Mash, breathable , black

Backrest variants

CODE	DESCRIPTION
2002	Back cover 20 mm wider  Only i.c. with CODE 237 textile black or 292 mesh fabric, breathable, black
2003	Back cover 40 mm wider  Only i.c. with CODE 237 textile black or 292 mesh fabric, breathable, black
593	Without back cover  recommended when using RIDE back systems

10 Backrest

CODE	DESCRIPTION
410	*Rücken mit Schiebegriff kurz, +/-15 mm höheneinstellbar
411	Backrest without push handle
502	Backrest with push handle mounted to the frame tube, continuously height adjustable to 150 mm  not i.c. with Side panel bracket CODE 24
141	Push handles, swivel-away
2314	Backrest height +45mm (15mm steps) adjustable  only in combination with push handles CODE 410, 411, 141

Backrest options

CODE	DESCRIPTION
2032	ErgoSeat Pro laterals, small, pair  Recommended at back height 300 - 400 mm

Please select by ticking the relevant boxes

Special construction/individual solution o.r. - on request

Standard version: If no other selection is made, the standard version will be delivered.

11 Ride System Back

Please specify the CODE from the RIDE order sheet:

Please select by ticking the relevant boxes

Special construction/individual solution o.r. - on request

Standard version: If no other selection is made, the standard version will be delivered.

12 Seat cushions

CODE	DESCRIPTION
560	Seat cushion 30 mm
561	Seat cushion 60 mm
7199	Netti Contour Breathable 3D cover
562	Velcro strip on seat belt

13 Ride System Seat

Please specify the CODE from the RIDE order sheet:

14 Arm supports and arm pads

1 = fixed screwed 2 = swivel up 3 = detachable 4 = lockable 5 = height-adjustable armrest 6 = with wheel cover

CODE	DESCRIPTION	FUNCTIONS
748	Side panel made of aluminium in black with cold protection insert ⚠ incl. height adjustable armrest (screwed)	1,5,6
100	Side panel made of aluminium in black with cold protection insert ⚠ incl. mudguard 35mm	1,6
98	Side panel made of aluminium in black with cold protection insert ⚠ incl. mudguard 50mm	1,6
783	Carbon fiber side guard ⚠ incl. mudguard 35mm	1,6

Please select by ticking the relevant boxes **S** Special construction/individual solution o.r. - on request
 Standard version: If no other selection is made, the standard version will be delivered.

Side guard options

CODE	DESCRIPTION
11	Side guard removable ⚠ only i.c. with CODE 100 or 783
24	Swing-away side panel bracket ⚠ only i.c. with CODE 100, 783 or without side panel not i.c. with push handle CODE 502
2903	Sideguard holder aluminum black reinforced ⚠ not i. c. with side guard detachable CODE 11

15 Leg supports and footrests

LLL (mm) 310 320 330 340 350 360 370 380 390 400 410 420 430 440 450 460 470 480

- A**
- B**
- C**

CODE	LLL (mm)	DESCRIPTION
76	C	*Fußstütze durchgehend in schwarz, höhenverstellbar und nach hinten hoch klappbar ⚠ only i.c. with steering wheel sizes 100 mm and 125 mm with CODE 4959 from SW 340 mm, with CODE 4950 from SW 380mm not i.c. with frame CODE 347
311	A	Tubular footrest, aluminium, height-adjustable, matt black
312	B	*Aluminiumfußstütze durchgehend in schwarz, höhen-/tiefen- und winkelverstellbar
4312	A	LED footrest made of sturdy aluminum in black continuous, height/depth and angle adjustable, incl. Bluetooth module ⚠ i.c. with CODE 4959 from SW 360mm i.c. with CODE 4950 from SW 400mm
4313	A	LED footrest made of sturdy aluminum in black continuous, height / depth and angle adjustable ⚠ i.c. with CODE 4959 from SW 360mm i.c. with CODE 4950 from SW 400mm
359		Calf belt


Please select by ticking the relevant boxes Special construction/individual solution o.r. - on request Standard version: If no other selection is made, the standard version will be delivered.**16** Frame colours

CODE	DESCRIPTION
130	Titanium grey
206	Matt black
224	Blue-Metallic
227	Red Metallic
4044	Red Metallic Matt
4049	Olive green Matt
4050	Sky Blue
4051	Chalk
4922	Metallic green
4919	Silverline

Please select by ticking the relevant boxes Special construction/individual solution o.r. - on request Standard version: If no other selection is made, the standard version will be delivered.**17** Frame design

CODE	DESCRIPTION	COLOUR
2300	Reflective Sticker	white
2301	Reflective Sticker	black
2302	Reflective Sticker	Tricolore
2303	Reflective Sticker	Rainbow

Sticker design

CODE	DESCRIPTION
2304	MEYRA Design
2305	STRIPE Design
2306	Sticker applied at MEYRA.  only i.c. with the colours white, black and tricolore and MEYRA Design


Please select by ticking the relevant boxes

S Special construction/individual solution o.r. - on request




Standard version: If no other selection is made, the standard version will be delivered.

18 Options

Hand and spoke guard

CODE	DESCRIPTION
489	Transparent  Not i.c. with Spinergy Wheel CODE 2469, 2470, 2471, 2472



Support castors

CODE	DESCRIPTION
728	Anti-Tip, 1 pair, swivelling (recommended)  Not i.c. with step tube CODE 309
729	1 anti-tip, swivelling, mounted left  not in combination with the display tube CODE 309/4930
730	1 anti-tip, swivelling, mounted right  Not i.c. with entry pipe CODE 309/4931

Pedal tubes

CODE	DESCRIPTION
309	Step tubes (1 pair)  not in combination with support rollers CODE 728, CODE 729 or CODE 730
4930	1 step tube, mounted on the left  not in combination with support rollers CODE 728 or CODE 729
4931	1 step tube, mounted on the right  not in combination with support rollers CODE 728 or CODE 730

Other accessories

CODE	DESCRIPTION
833	Safety belt
970	Crutch holder  only in combination with CODE 309/4390/4391
819	Reflectors  not in v.v.m. CODE 752, 2473, 2461 and 2468

USER DATA

First name

Name

Street

ZIP CODE

City

Country

Birthday

Diagnosis 1

Diagnosis 2

Tel.

Mobil

E-mail

Order number

Health insurance fund / cost unit

Specialist trade Contact person/phone.

Supply specialist MEYRA

Approval info from week

ANATOMICAL DATA (IN MM)

1) Seat depth

2) Seat width

3) Chest width

4) Chest depth

5) Elbow height

6) Armpit height

7) Back height

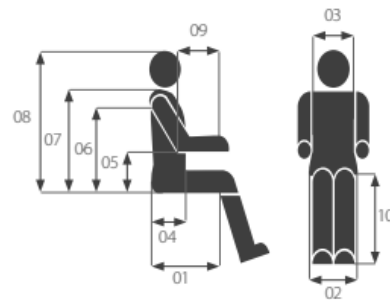
8) Head height

9) Forearm length

10) LLL

Body height

Weight (kg)



Remarks

Large empty rectangular area for entering remarks.

I accept the Terms and Conditions of Meyra Distribution GmbH (valid as of January 2023)

<https://www.meyra.com/gtc/>

Date

Input field for Date

City

Input field for City

Signature

Input field for Signature

EQUIPMENT AND CODES

NANO 1.155

Version No.: #1246 - 07.05.2024




18 Code 4930



14 Code 100



10 Code 141



08 Code 305



02 Code 346



04 Code 651




08 Code 652



08 Code 681



18 Code 729



06 Code 849



06 Code 850



08 Code 2595



15 Code 4312



18 Code 4930




14 Code 98



14 Code 24



15 Code 76



15 Code 311



10 Code 410



15 Code 312



03 Code 327



10 Code 411



05 Code 423



05 Code 447



05 Code 454



02 Code 4959



12 Code 7361



14 Code 748



00 Code 418